



District Report Card: 2017


State: Gujarat	District: Devbhoomi Dwarka
Class: 8	Subject: Mathematics
Schools: 51	Students: 1164


Participation/Coverage


Students

GENDER 	Boys		Girls	
	Number	%	Number	%
	550	47.25	614	52.75

AREA 	Rural		Urban	
	Number	%	Number	%
	955	82.04	209	17.96

CATEGORY 	SC		ST		OBC		GEN	
	Number	%	Number	%	Number	%	Number	%
	80	6.87	2	0.17	974	83.68	108	9.28

CWSN 	LD	VI	HI	S&LD	ID	Oth
	3	2	0	1	0	16

Management 	Government		Government-aided	
	Number	%	Number	%
	1136	97.59	28	2.41

Average Performance of Students in Mathematics (%)

Overall	Gender		Area		Management		Social Group			
	Male	Female	Rural	Urban	Govt.	Aided	SC	ST	OBC	GEN
47.30	48.53	46.20	46.60	50.49	47.68	31.90	42.42	40.00	47.08	53.09

Performance on Learning Outcomes (LOs)

Learning Outcomes	Description	Average Performance(%)
M601	Solves problems involving large numbers by applying appropriate operations	40.98
M606	Solves problems on daily life situations involving addition and subtraction of fractions / decimals	45.18
M620	Finds out the perimeter and area of rectangular objects in the surroundings like floor of the class room, surfaces of a chalk box etc.	46.40
M621	Arranges given/collected information in the form of table, pictograph and bar graph and interprets them	46.94
M702	Interprets the division and multiplication of fractions	41.92
M705	Solves problems related to daily life situations involving rational numbers	36.68
M706	Uses exponential form of numbers to simplify problems involving multiplication and division of large numbers	43.00
M707	Adds/subtracts algebraic expressions	55.58
M710	Solves problems related to conversion of percentage to fraction and decimal and vice versa	50.59
M717	Finds out approximate area of closed shapes by using unit square grid/graph sheet	32.92
M719	Finds various representative values for simple data from her/his daily life contexts like mean, median and mode	54.87
M721	Interprets data using bar graph	58.52
M801	Generalizes properties of addition, subtraction, multiplication and division of rational numbers through patterns	30.35
M802	Finds rational numbers between two given rational numbers	50.42
M803	Proves divisibility rules of 2, 3, 4, 5, 6, 9 and 11	56.57
M804	Finds squares, cubes, square roots and cube roots of numbers using different methods	47.89
M808	Uses various algebraic identities in solving problems of daily life	62.73
M812	Verifies properties of parallelogram and establishes the relationship between them through reasoning	44.44
M818	Finds surface area and volume of cuboidal and cylindrical object	32.04
M819	Draws and interprets bar charts and pie charts	57.65

Range of Performance of Students who Answered Correctly

Below 30%		30% - 50%		50% - 75%		Above 75%	
Number	%	Number	%	Number	%	Number	%
282	24.23	372	31.96	403	34.62	107	9.19

Lowest Performing Learning Outcomes (LOs)

1 - Generalizes properties of addition, subtraction, multiplication and division of rational numbers through patterns (30.35)

2 - Finds surface area and volume of cuboidal and cylindrical object (32.04)

3 - Finds out approximate area of closed shapes by using unit square grid/graph sheet (32.92)

4 - Solves problems related to daily life situations involving rational numbers (36.68)

5 - Solves problems involving large numbers by applying appropriate operations (40.98)